



產品規格書

Market Requirement Document

CUSTOMER: _____

PRODUCT :

声表面谐振器

MODEL:

R154M

PARAMETER:

F11-DIP

DATE: _____

承認後請寄回一份

PLEASE RETURN ONE COPY TO US SO THAT WE GET YOUR APPROVAL

承認結果 CONCLUSION	客戶簽名 SIGNATURE	客戶承認章 STAMP	日期 DATE	備注 REMARK
合格 ACCEPT				
不合格 REJECT				

制表： 钟先生 _____

审核： _____

(公章)

尊敬的客户：请您抽出一点时间，在7-10个工作日内将承认书回签，若未回签，以视默认。谢谢合作！

1. SCOPE

This specification is applied to a SAW resonator designed for the stabilization of transmitters such as garage door openers and security transmitters.

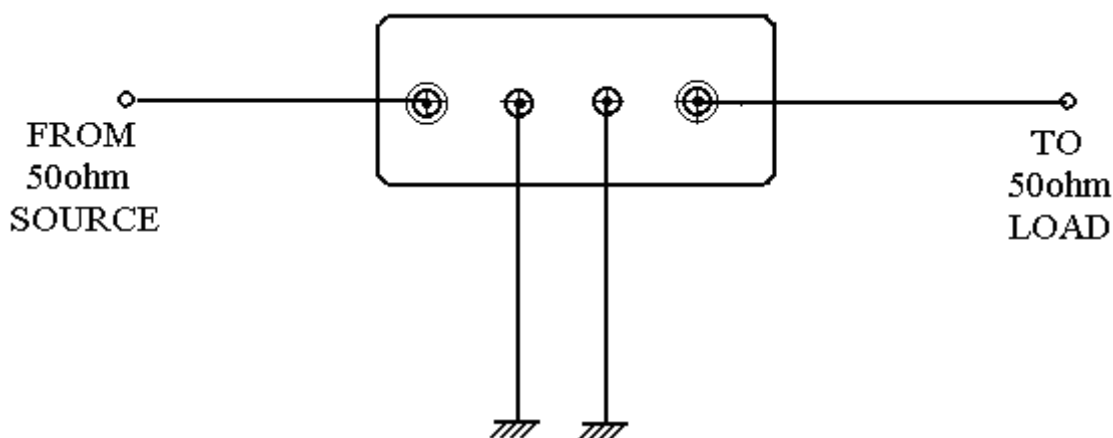
2. ELECTRICAL SPECIFICATION

DC Voltage VDC	30V
AC Voltage Vpp	10V50Hz/60Hz
Operation temperature	-40°C to +85°C
Storage temperature	-45°C to +85°C
RF Power Dissipation	0dBm

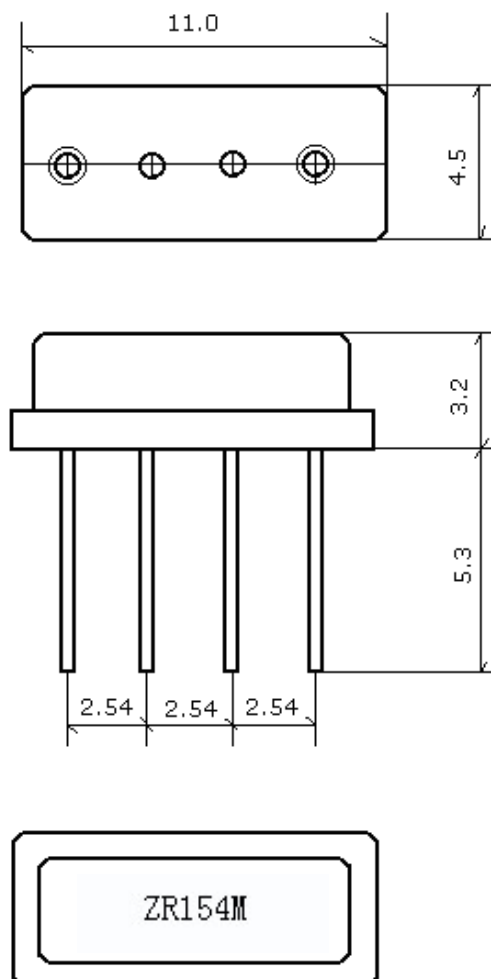
2.2 Electronic Characteristics

Item	Unites	Minimum	Typical	Maximum	
Center Frequency	MHz	153.925	154.000	154.075	
Insertion Loss	dB		2.2	2.5	
Quality Factor Unload Q		14000	14500		
50 Ω Loaded Q		3000	4000		
Temperature	Turnover Temperature	°C	10	25	40
Stability	Freq.temp.Coefficient	ppm/°C ²		0.037	
Frequency Aging		ppm/yr		<± 10	
DC. Insulation Resistance	MΩ	1.0			
RF Equivalent RLC Model	Motional Resistance R1	Ω		28	30
	Motional Inductance L1	μ H		532.63	
	Motional Capacitance C1	fF		2.0053	
Transducer Static Capacitance	pF		2.6		

3. TEST CIRCUIT



4. DIMENSION



5. ENVIRONMENTAL CHARACTERISTICS

5-1 High temperature exposure

Subject the device to +85°C for 16 hours. Then release the resonator into the room conditions for 24 hours prior to the measurement. It shall fulfill the specifications in 2.2.

5-2 Low temperature exposure

Subject the device to -40°C for 16 hours. Then release the device into the room conditions for 24 hours prior to the measurement. It shall fulfill the specifications in 2.2.

5-3 Temperature cycling

Subject the device to a low temperature of -40°C for 30 minutes. Following by a high temperature of +85°C for 30 Minutes. Then release the device into the room conditions for 24 hours prior to the measurement. It shall meet the specifications in 2.2.

5-4 Resistance to solder heat

Dip the device terminals no closer than 1.5mm into the solder bath at 260°C \pm 10°C for 10 \pm 1 sec. Then release the device into the room conditions for 4 hours. The device shall meet the specifications in 2.2.

5-5 Solderability

SAW RESONATOR

ZX-F11-154M

Subject the device terminals into the solder bath at $245^{\circ}\text{C} \pm 5^{\circ}\text{C}$ for 5s, More than 95% area of the terminals must be covered with new solder. It shall meet the specifications in 2.2.

5-6 Mechanical shock

Drop the device randomly onto the concrete floor from the height of 1m 3 times. the device shall fulfill the specifications in 2.2.

5-7 Vibration

Subject the device to the vibration for 1 hour each in x, y and z axes with the amplitude of 1.5 mm at 10 to 55 Hz. The device shall fulfill the specifications in 2.2.

6. REMARK

6.1 Static voltage

Static voltage between signal load & ground may cause deterioration & destruction of the component. Please avoid static voltage.

6.2 Ultrasonic cleaning

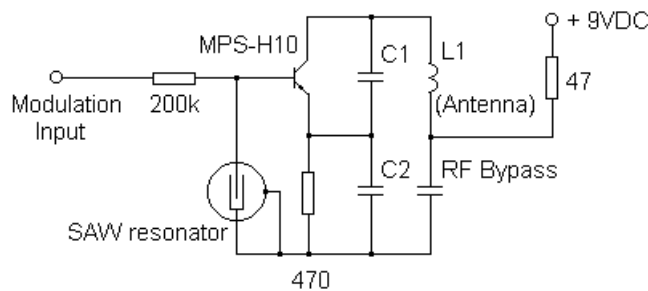
Ultrasonic vibration may cause deterioration & destruction of the component. Please avoid ultrasonic cleaning

6.3 Soldering

Only leads of component may be soldered. Please avoid soldering another part of component.

7. TYPICAL APPLICATION CIRCUITS

Typical low-power Transmitter Application



Typical Local Oscillator Application

